


MDE Series
Molding Power Inductors
Size 0840



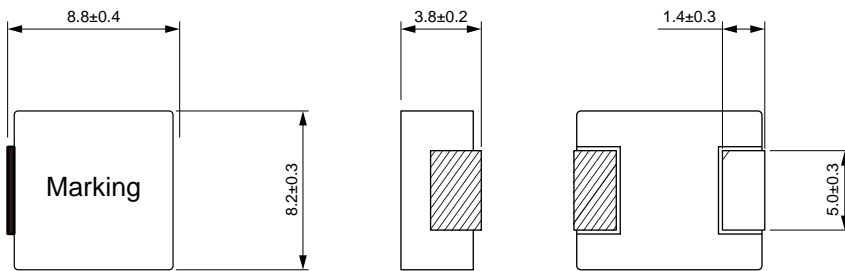
FEATURES

-
-
-
- y
-
- \ # #
- j

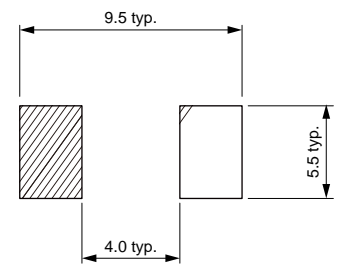
APPLICATION

-
-
-
-
-
-

Dimensions: [mm]



Land Pattern: [mm]



Electrical Properties:

Part No	Inductance @ 100kHz/1V (μH)	Tolerance	DC Resistance Max. (m Ω)	Satura on Current Max. (A)	Temperature Rise Current Max. (A)
U) - k U					
U) - k U					
U) - k U					
U) - k U					
U) - k U					
U) - k U					
U) - k U					
U) - k U					
U) - k U					
U) - k U					
U) - k U					
U) - k U					
U) - k U					
U) - k U					
U) - U					

Part No	Inductance @ 100kHz/1V (μ H)	Tolerance	DC Resistance Max. (m)	Satura on Current Max. (A)	Temperature Rise Current Max. (A)
U) - U					
U) - U					
U) - U					
U) - U					

Saturation Current will cause L to drop approximately 30%

Temperature Rise Current: The actual value of DC current when the temperature rise is $\Delta T=40^{\circ}\text{C}$