

NRSE Series

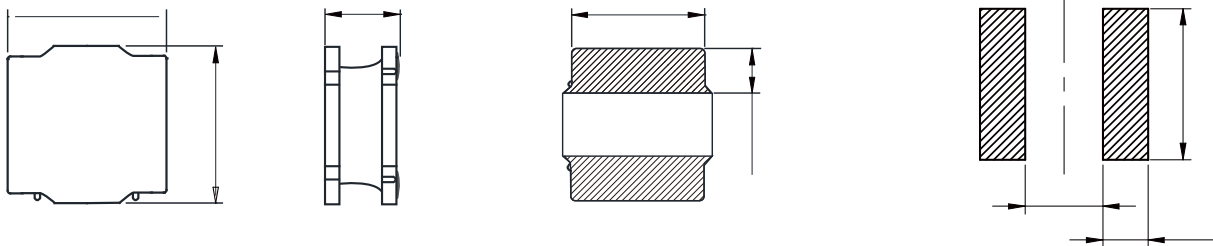


CHARACTERISTICS

- Magnetic resin for higher current and semi-magnetically shielded
- Quantity: 2000pcs


APPLICATION

- DC/DC converter
- LC filter

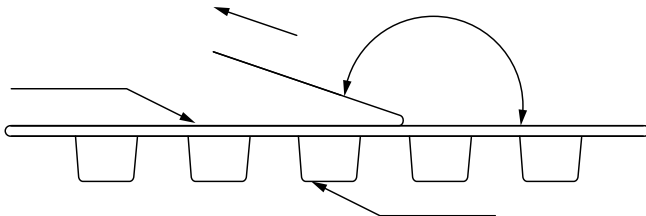


Part No	Inductance (μH)	Tolerance	Saturation Current (A)	Temperature Rise Current (A)	DC Resistance ±30% (mΩ)	Test Condition
			4.80			1MHz/0.25V
NRSE3015-R24N	0.24	±30%	4.60	3.50	14	1MHz/0.25V
NRSE3015-R30N	0.30	±30%	4.00	3.50	15	100KHz/0.25V
NRSE3015-R47N	0.47	±30%	3.30	3.50	20	100KHz/0.25V
NRSE3015-R56N	0.56	±30%	2.32	2.80	20	100KHz/0.25V
NRSE3015-1R0N	1.0	±30%	2.00	2.10	30	100KHz/0.25V
NRSE3015-1R5N	1.5	±30%	1.75	1.70	50	100KHz/0.25V
NRSE3015-1R8N	1.8	±30%	1.60	1.65		100KHz/0.25V
NRSE3015-2R2N	2.2	±30%	1.52	1.60	60	100KHz/0.25V
NRSE3015-2R7N	2.7	±30%	1.32	1.50	70	100KHz/0.25V
NRSE3015-3R3M		±20%	1.20	1.36	80	100KHz/0.25V
NRSE3015-3R9M	3.9	±20%	1.10	1.10	108	100KHz/0.25V
NRSE3015-4R7M	4.7	±20%	1.05	1.09	125	100KHz/0.25V
NRSE3015-5R6M	5.6	±20%	0.85	1.00	170	100KHz/0.25V
NRSE3015-6R8M	6.8	±20%	0.80	0.85	200	100KHz/0.25V
NRSE3015-8R2M	8.2	±20%	0.72	0.75		100KHz/0.25V
NRSE3015-100M	10	±20%		0.77		

:



NRSE3015	3.30± 0.1	3.30± 0.1	1.50± 0.1	4.00± 0.1	4.00± 0.1	8.00± 0.3	1.90± 0.1	1.75± 0.1	0.25± 0.1



The peel force of top cover tape shall be between 0.14 to 0.88 N

