




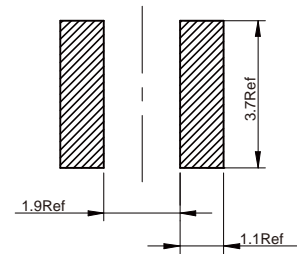
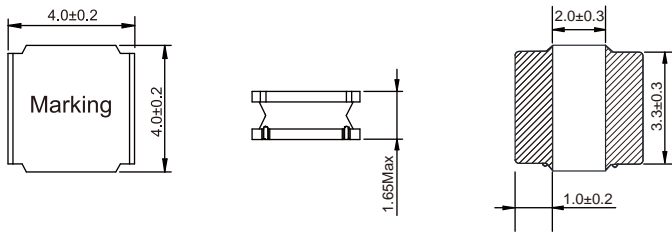
SMD Shielded Tiny Power Inductor Size 4015



-
-
-
-

Dimensions: [mm]

Land Pattern: [mm]



Electrical Properties:

Part No	(μ H)	Tolerance	Satura on (A)	(A)	(m)
			1.45		
					975

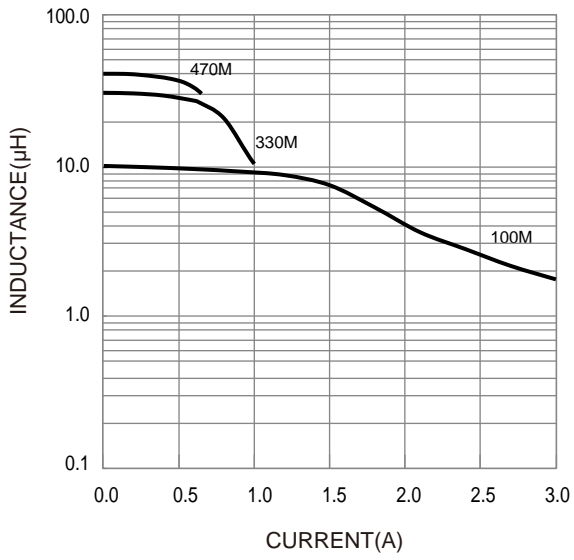
°C °C

°C



Typical Electrical Characteristics:

Inductance VS. Current Characteristics:



Temperature Rise VS. Current Characteristics:

